


# Room 16 Newsletter Week 5 Term 2

Dear Parents / Caregivers,

We have had a busy start to Term 2. Everyone has settled back into the routines in our classroom. Below is a brief outline of what we have achieved so far.

## Numeracy

During Numeracy lessons students have been developing their skills with money. They are able to list the coins and notes that we use in Australia and the designs that are on the coins. They have also been working on various ways of making particular monetary values. In the coming weeks students will develop their understanding of 2D shapes, looking at how various shapes can be described e.g. how many corners,




Students doing various money activities to help develop their understanding




## Design and Technology

In Design and Technology the students were set a challenge to build a house from the story *The Three little Pigs*. All students were keen to take part in the challenge and had a great time building their houses. There was lots of redesigning going on during the process as students thought about how to



## Literacy

This term in Accelerated Literacy we have been focusing on the text *Cyber Rules—stay safe and have fun on the internet*, which is a protocol. So far the students have been learning about the structure of a protocol and what needs to be included in each section. Students have been learning about nouns and verbs and how important they are in writing. During reading we have been developing reading comprehension strategies. We have had a focus on making predictions which involves the children predicting what a story may be about through looking at the front cover, the blurb and the title.



During spelling lessons students do various activities to help with remembering how to spell their words. One of the activities is making the words using letter tiles.

## Visual Arts

During Visual Art lessons we discussed warm /autumn colours and created an Autumn leaves collage. Students had to cut out the shape of an autumn leaf, then trace around it and create a collage of at least five leaves. Then they outlined it in black

