



Dates to Remember

Term 3

Week 5

Class newsletters home

Week 6

Thursday 27th August Pupil Free Day

Friday 28th August ~ Pupil Free Day

Week 7

Swimming

Parent /Teacher/Student meetings

Week 8

Swimming

Parent /Teacher/Student meetings

Week 9

Parent /Teacher/Student meetings

Thursday 10th Sept. ~ T20 Cricket

Week 10

Dance Week

Tuesday 22nd Sept. ~ Year 6/7 Market

Wednesday 23rd Sept. ~ Yr3/4 Red Ball Tennis

Friday 25th Sept. ~ Term 3 Ends 2:10pm

Term 4

Week 1

Friday 16th Oct. ~ Pre school transition & tour of school Parent meeting

Week 2

Friday 23th Oct. ~ K-R transition

Week 3

Wednesday 28th Oct ~ School Photos

Friday 30th Oct. ~ Sports Day

Week 4

Friday 6th Nov. ~ K-R Transition

Week 5

Class newsletters home

Friday 13th Nov. ~ K-R Transition



CLOTHING / UNIFORM

All students must wear school colours: navy and white

Plain navy and white clothing, without any logo except Kirton Point Primary School's logo, is required.

The following clothing meets school policy:

- Navy or white T-shirts and polo shirts
- Navy shorts, culottes or skirt
- Navy and white check dress
- Navy tracksuit pants, long pants
- Navy or white skivvy
- Navy or white socks
- Navy windcheater
- Navy beanie, navy scarf
- Navy broad-brimmed hat or bucket hat (see *HATS / Sun Protection*)
- Navy rain jackets

Please Note: Denim clothing, particularly jeans, is not part of school uniform.

- School jumpers, polo shirts and broad-brimmed hats, at reasonable prices, may be purchased from the school. Second hand clothing may be purchased for a gold coin donation.
- Please ensure that your child is dressed in comfortable clothes. Suitable footwear is essential, particularly for play and the Physical Education program. Thongs and high-heeled shoes are not suitable.
- Students who are not wearing school uniform may be restricted to the area immediately outside library during play times. Temporary uniform exemption, for valid reasons, may be granted by the Principal upon receipt of a request from parents.



To request an appointment online, go to:

www.sahealth.sa.gov.au/dentalappointment

For clinic locations, go to: www.sahealth.sa.gov.au/findyourclinic


Kirton Point Primary School

Newsletter #299

Term 3


Week 3

Friday 7th July 2020



In Room 6 we have been learning about primary, secondary and tertiary colours. We learnt that red, yellow and blue are primary colours. Secondary colours can be made by mixing 2 of the primary colours together.

We then made tertiary colours by adding a bit more primary to the secondary colours and created colour wheels using different materials. We learnt how to mix and make so many beautiful colours and we only needed red, yellow and blue paint!





Principal's Report

Dear parent and caregivers

I hope you all had a wonderful holiday break and you and your families are well. We have settled back into the term with a busy school calendar, including junior primary students engaging in Gymnastics outside of school and school swimming going ahead towards the end of term. However, as a school site we are still following the best advice on preparing for and dealing with COVID-19 and its possible impacts on student learning. Please be advised that if you have not already, update the school with your most recent contact information as this will help with our planning moving forward.

Student Free Days

To continue our learning improvement journey as a site we will be having back to back student free days on the 27th and 28th of August (Thursday and Friday of week 6). On these days staff will be engaging in a number of training sessions focused on individual student improvement goals.

Student Learning Portfolios

Thank you to those parents who returned the learning portfolios survey. This feedback, along with feedback from teaching staff, has been used to trial a new approach to learning portfolios. The big change for parents to note is that learning portfolios will only be sent home with reports (Term 2 and 4), instead of at the end of each term. There will also be some slight changes to the content with the portfolio and we are hoping that this strengthens them as a communication tool between school and home. If you have any questions about any of this information please do not hesitate to contact the school.

Regards

Mitchell Ollington
Principal

PJ/Milo Day

Thank you for your support in raising just over \$400. Money raised is going to The Variety Club



Wellbeing Corner



HOW CAN YOU HELP YOUR CHILD TO BE A REGULAR & PUNCTUAL ATTENDEE AT SCHOOL?

- Teach your child that school is fun and learning is fun.
- Ensure your child has a good night's sleep every night.
- Have a regular morning routine which your child understands.
- Ensure your child arrives at school on time to settle in.
- Ensure your child has a uniform ready to wear to school each day.
- Make sure your child has had breakfast or attends the breakfast program.
- Find time each day to discuss what your child has been doing at school – ask questions and take an interest!
- Discuss the benefits of a good education with your child, and the path they may take if they attend school every day, and strive for their best.

Being late or absent adds up from reception to year 10.....

	Reception - Year 10	Total Time Absent
Absent	1 day per week =	2 years and 1 Term
Late	30 minutes each day =	1 year and 1 Term

...and poor attendance is a strong indicator of the possibility of early disengagement from education.



Science

How did the balloon get into the bottle?



First we tried pushing a balloon that had been blown up through the top of the bottle. Then we tried putting the deflated balloon in the bottle first and then blowing it up. That didn't work either.

We learned that everything around us is made of matter. Matter can be solid, liquid or gas. Matter takes up space and this is the reason we couldn't blow up the balloon in the bottle because the air in the bottle was already filling the space.




Two empty balloons weigh the same



The balloon full of air is much heavier than the empty balloon.


We also learned that matter not only takes up space, it also has weight. This was demonstrated using a scale system. Two empty balloons had an equal weight. When we blew one of the balloons up and reattached it we could see that air has weight.

Below I have included a few pictures of our exploration around the density of different liquids.



Cultural Studies

With a couple of cold days and nights, we are reminded that Winter is still upon us! The Cultural Studies theme for this term is SEASONS. Students are currently delving into the European seasonal calendar so that they will be able to appreciate the Aboriginal and Torres Strait Islander Peoples seasonal calendars.



The Year 6/7s are researching a number of historical Indigenous Australians. They will make a short video and produce a portrait of the people they are studying. It is a fantastic way for all of us to celebrate the contributions that these people have made to our society today – from unrecognised to now recognised!



National Children's Day was on Tuesday and students in a couple of classes completed art works that were put in to the art competition. **#Elders of the Future #Hear our Voice** was the theme of the day this year and discussions occurred about what this means for the students.